



RDITE

Interton Ready

Product Description

The new Interton Ready is a full family of hearing aids built on the GN 2.4 GHz wireless technology featuring ear-to-ear communication, directionality and noise management options for great speech understanding and listening comfort.

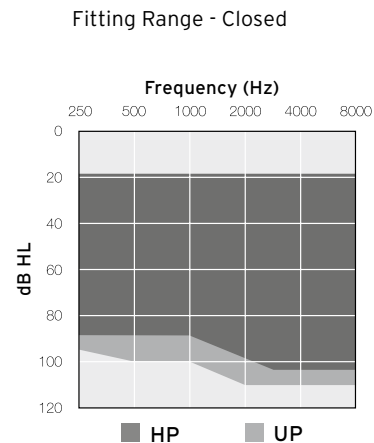
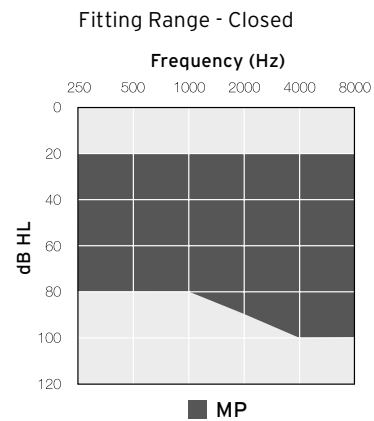
The new Interton Ready hearing aids are Made for Apple, which allows the user to stream audio directly from Apple devices and the Interton Sound App offers enhanced personal control.

Furthermore, the new Interton Ready family works with the full line of Interton Wireless Accessories for an even better user experience.

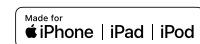
The Interton Ready ITE hearing aids components and faceplates are with Nano Coating for optimum durability.

In-the-Ear (ITE) hearing aids are available in 3 power levels: Medium (MP), High (HP) and Ultra (UP).

The ITE model comes standard with Push Button and dual microphone, and feature options for Volume Control and telecoil.



Model	RD6ITE*	RD4ITE**	RD3ITE***	RD2ITE****
Device Configurations				
Battery			13	
Power levels		MP, HP, & UP		
Colors available		5		
Sound Quality				
WARP compression (WDRC) - number of channels	14	12	8	6
Compression Mode (only UP receivers)	●	●	●	●
Comfort				
Adaptive Noise Reduction	3 settings	2 settings	1 setting	1 setting
Adaptive Wind Noise Reduction	2 settings	1 setting	1 setting	-
Environmental Gain Tuner	●	-	-	-
Speech Understanding				
Integrated Directionality	●	-	-	-
Automatic Beamwidth	●	-	-	-
Selectable Beamwidth	●	●	-	-
Auto-Steered Directionality	●	●	●	-
Speech-Focused Directionality	●	●	●	●
Fixed Directionality	●	●	●	●
Feedback Management				
Feedback Manager Plus	●	●	●	●
Auto DFS/Preset Feedback Manager	●	●	●	●
Onboarding				
Acclimatization Manager	●	-	-	-
Convenience				
Ear to Ear Communication (Push Button, Volume Control)	●	●	-	-
AutoPhone	●	●	●	●
Made for Apple	●	●	-	-
Remote Control 2	●	●	●	●
TV Streamer 2	●	●	●	-
Phone Clip 2	●	●	●	-
Multi Mic	●	●	●	-
Micro Mic	●	●	●	-
Interton Sound App/Interton EasyHearing App	●	●	●	-
Robustness				
Nano Coating	●	●	●	●
Fitting Flexibility				
Max Gain Handles	14	12	8	6
Number of Programs	4	4	4	4
Frequency Shifter	●	●	●	●
Low Frequency Boost (only UP receivers)	2 settings	1 setting	1 setting	1 setting
TSG	●	●	●	●
Interton Fitting 1.0	●	●	●	●
Wireless Fitting	●	●	●	●
*RD6ITE-DW-UP, RD6ITE-DW-HP, RD6ITE-DW-MP **RD4ITE-DW-UP, RD4ITE-DW-HP, RD4ITE-DW-MP ***RD3ITE-DW-UP, RD3ITE-DW-HP, RD3ITE-DW-MP ****RD2ITE-DW-UP, RD2ITE-DW-HP, RD2ITE-DW-MP				



© 2018 GN Hearing GmbH. All rights reserved. Interton is a trademark of GN Hearing GmbH. Apple, the Apple Logo, iPhone, iPad and iPod touch are trademarks of Apple Inc., registered in the U.S. and other countries.

Technical Specifications

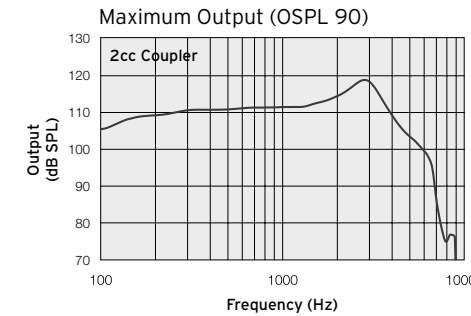
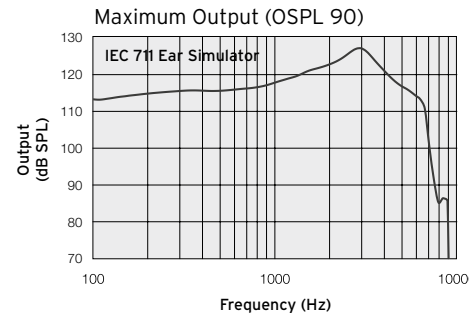
		RDITE (MP)		
		IEC 60118-0 2nd IEC 711 Ear simulator	IEC 60118-0 3rd IEC 60118-7 ANSI S3.22 2cc coupler	
Reference test gain (60 dB SPL input)	1600 Hz/HFA	40	36	dB
Full-on gain (50 dB SPL input)	Max. 1600 Hz/HFA	59 50	50 45	dB
Maximum output (90 dB SPL input)	Max. 1600 Hz/HFA	127 121	119 113	dB SPL
Total harmonic distortion	500 Hz 800 Hz 1600 Hz	0.5 0.9 1.0	0.7 0.8 0.9	%
Telecoil sensitivity (1 mA/m input)	Max. HFA	88	96	dB SPL
HFA - SPLIV @ 31.6 mA/m (ANSI)	1600 Hz/HFA	81	74	dB SPL
Full-on telecoil sensitivity @ 1mA/m				
Equivalent input noise		24	21	dB SPL
Frequency range (DIN 45605/ANSI)		100-7170	100-7110	Hz
Current drain		1.1	1.3	mA

Data in accordance with IEC60118-0 Edition3.0 2015-06, IEC60118-7 and ANSI S3.22-2009, supply voltage 1.3V

Patents pending

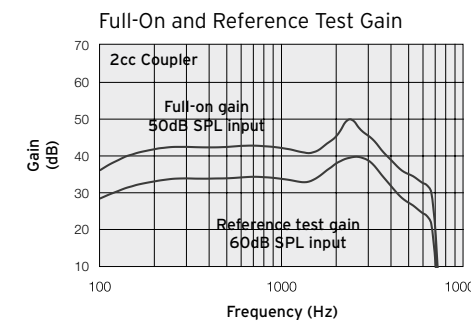
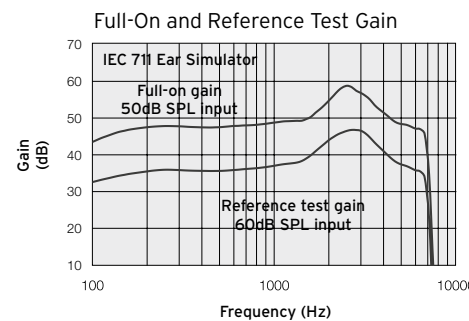
All specifications are subject to change without notice

400946000GB-19.11-Rev.D

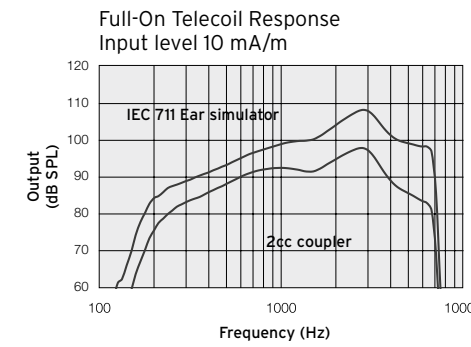
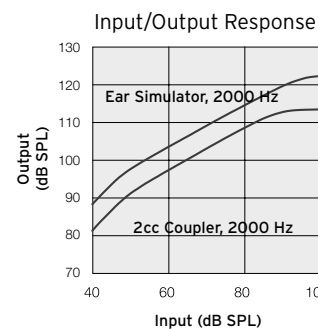


Notes:
O.E.S. = Occluded Ear Simulator
2cc = 2 cm³ coupler
Pi = Acoustic input signal

Basic settings:
Full-on Gain, Reference Test Gain
MPO = Maximum Power Output
Maximum Band Width



Measured according to IEC60118-0 Edition3.0 2015-06 at 1.3 V, impedance 6.2 ohms and 23°C on 2cc coupler. Resp. on 2cc according to IEC60118-7 Second edition 2005-10 and ANSI/ASA S3.22-2009 (HFA average calculated at 1000 Hz, 1600 Hz and 2500 Hz; 0 dB SPL sound pressure equals 20µPa). All measurements without DSP features activated unless indicated otherwise
Measurement on O.E.S according to IEC711 1981
According to IEC60118-0 Edition 2 1983 and amendment 1 1994



Worldwide Headquarters
Interton A/S
Lautrupbjerg 7
DK-2750 Ballerup
Denmark
Tel.: +45 4575 1111
interton.com
CVR no. 55082715

United Kingdom
GN Hearing UK Ltd.
Kirtlington Business Centre
Portway, Kirtlington
Oxon OX5 3JA
Tel.: +44 1869 352 800
interton.com

Australia
GN Hearing Australia Pty Ltd.
Gate C, 19-25 Khartoum Road
Macquarie Technology Park
Macquarie Park NSW 2113
Tel.: (free) 1800 658 955
interton.com

New Zealand
GN Hearing New Zealand Limited
Ground Floor, North Entrance
4 Fred Thomas Drive
Takapuna, Auckland, 0622
Tel.: (free) 0800 900 126
interton.com

Singapore
GN Hearing Pte. Ltd.
2 Kallang Avenue
#07-19 CT HUB
Singapore - 339407
Tel: +65 6320 9388
interton.com

Technical Specifications

		RDITE (HP)		
		IEC 60118-0 2nd IEC 711 Ear simulator	IEC 60118-0 3rd IEC 60118-7 ANSI S3.22 2cc coupler	
Reference test gain (60 dB SPL input)	1600 Hz/HFA	47	43	dB
Full-on gain (50 dB SPL input)	Max.	69	60	dB
	1600 Hz/HFA	59	54	
Maximum output (90 dB SPL input)	Max.	130	121	dB SPL
	1600 Hz/HFA	126	120	
Total harmonic distortion	500 Hz	0.6	0.4	%
	800 Hz	1.3	0.7	
	1600 Hz	0.8	0.5	
Telecoil sensitivity (1 mA/m input)	Max.	98		dB SPL
	HFA - SPLIV @ 31.6 mA/m (ANSI)	HFA	103	
	Full-on telecoil sensitivity @ 1mA/m	1600 Hz/HFA	88	
Equivalent input noise		22	20	dB SPL
Frequency range (DIN 45605/ANSI)		100-6930	100-6770	Hz
Current drain		1.2	1.3	mA

Data in accordance with IEC60118-0 Edition3.0 2015-06, IEC60118-7 and ANSI S3.22-2009, supply Voltage 1.3V

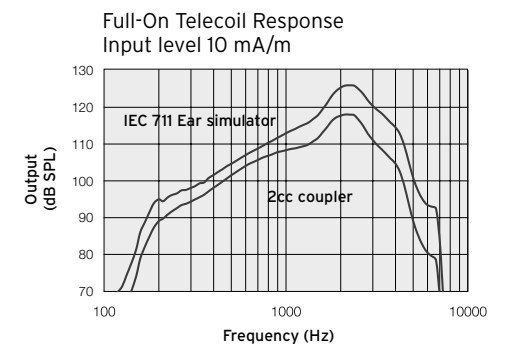
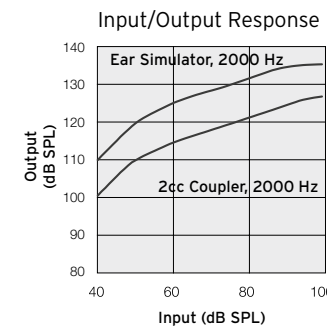
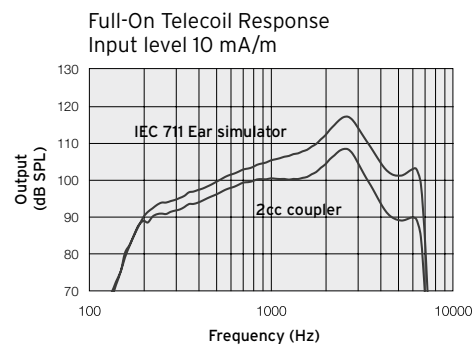
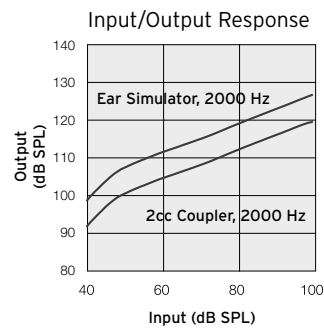
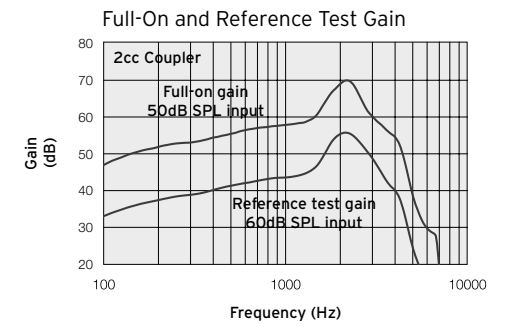
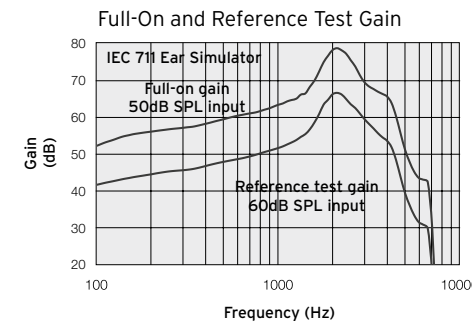
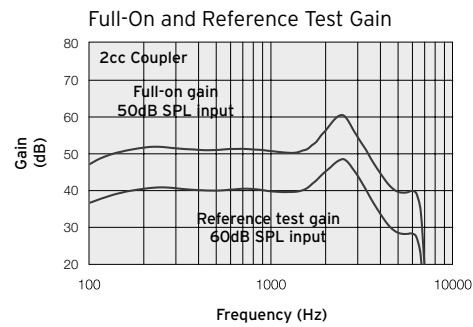
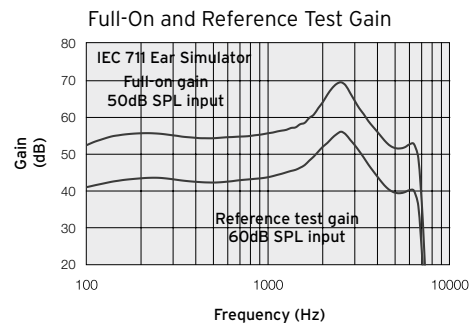
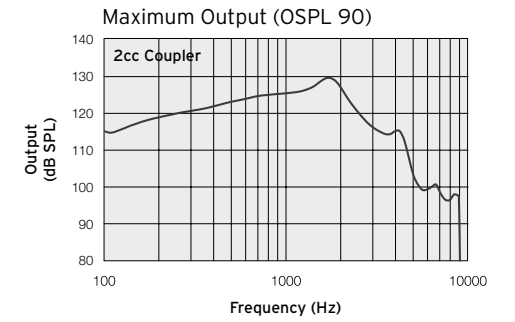
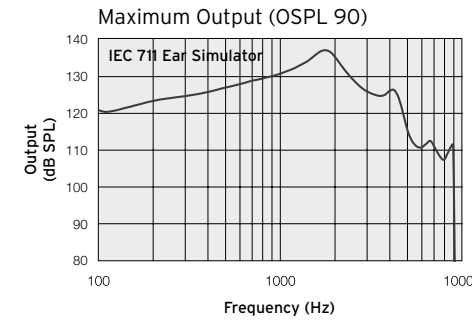
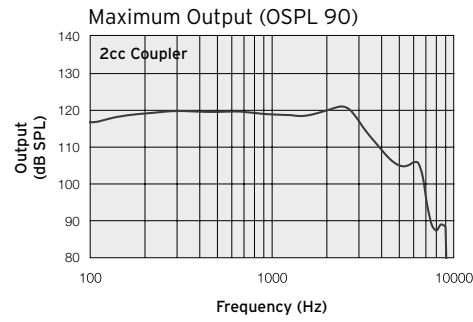
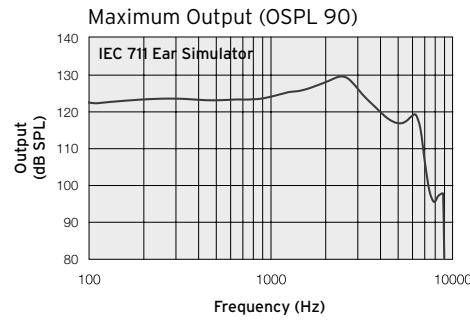
Technical Specifications

		RDITE (UP)		
		IEC 60118-0 2nd IEC 711 Ear simulator	IEC 60118-0 3rd IEC 60118-7 ANSI S3.22 2cc coupler	
Reference test gain (60 dB SPL input)	1600 Hz/HFA	59	49	dB
Full-on gain (50 dB SPL input)	Max.	79	70	dB
	1600 Hz/HFA	70	63	
Maximum output (90 dB SPL input)	Max.	137	130	dB SPL
	1600 Hz/HFA	136	125	
Total harmonic distortion	500 Hz	0.5	0.5	%
	800 Hz	1.4	1.0	
	1600 Hz	0.4	0.2	
Telecoil sensitivity (1 mA/m input)	Max.	106		dB SPL
	HFA - SPLIV @ 31.6 mA/m (ANSI)	HFA	109	
	Full-on telecoil sensitivity @ 1mA/m	1600 Hz/HFA	99	
Equivalent input noise		24	20	dB SPL
Frequency range (DIN 45605/ANSI)		140-4720	100-4700	Hz
Current drain		1.1	1.2	mA

Data in accordance with IEC60118-0 Edition3.0 2015-06, IEC60118-7 and ANSI S3.22-2009, supply Voltage 1.3V

Patents pending

All specifications are subject to change without notice



Patents pending

All specifications are subject to change without notice