

sound SHD

10 Receiver-in-Canal (RIC) Hearing System Series



10

Functionalities	9	7	5	3
Detection				
SurroundSupervisor SHD	•	•	•	•
Localization and Focus				
SphereSound SHD Dynamic	•			
SpeechBeam SHD-3	•			
SphereSound SHD Personalized	•	•		
SpeechBeam SHD-2		•		
SphereSound SHD Static	•	•	•	
SpeechBeam SHD-1			•	
Automatic Program				
Music	•	•		
Noise	•	•	•	
Conversations in a small group	•	•	•	
Conversations in a crowd	•	•	•	
Conversations in noise	•	•	•	•
Conversations in quiet	•	•	•	•
Quiet	•	•	•	•
AutoSurround SHD	7	7	6	3
Optimization and Comfort				
SurroundOptimizer SHD	•	•	•	•
AcclimatizationManager	•	•	•	•
ConversationLift+	•	•	•	Speech Lift
NoiseReduction	•	•	•	•
FeedbackManager	•	•	•	•
Sound Impulse Manager SHD	•	•	•	•
Active Wind Block	•	•	•	•
SoundRestore	•	•	•	•
DataLogging	•	•	•	•
Tinnitus Manager	•	•	•	•
PhoneConnect	•	•	•	•
BiLink	•	•	•	•
BiPhone	•	•	•	•
Bluetooth (accessory needed)	•	•	•	•
Channels and Programs				
Channels (G/AGC)	20	16	12	8
No. of programs (AutoSurround SHD/Manual/Wireless)	7/3/3	7/3/3	6/3/3	3/3/3

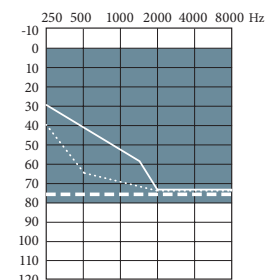
In all technology levels

RCV2, uStream, uDirect3, uTV3, uMic2

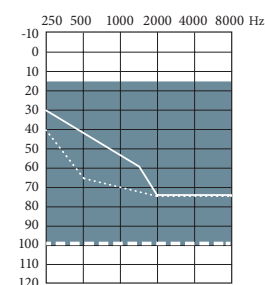
Receiver type	Standard (xS)	Power (xP)
Output / gain	111 / 47	124 / 57
Open dome	•	•
Closed dome	•	•
Power dome	•	•
Sleeve mold	•	•
cShell (hard and soft options)	•	•

programmable with iCube II only, sound SHD 10 is rated IP 68

Fitting guides



Standard Receiver (xS)



Power Receiver (xP)

- Open dome
- Closed dome
- - - Power dome or sleeve mold



0124

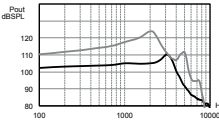
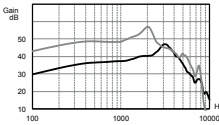
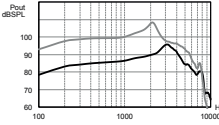
sound SHD

10 Receiver-in-Canal (RIC) Hearing System Series

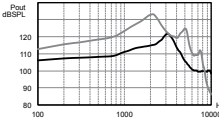
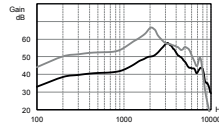
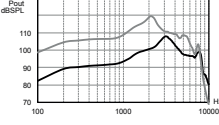
Standard Receiver
(xS)

Power Receiver
(xP)

ANSI 3.22 2014/IEC 60118-7 2005 2cc coupler technical data

	Standard Receiver (xS)	Power Receiver (xP)
Reference test frequency - IEC 60118-7 (kHz)	1.6	1.6
 OSPL ₉₀ Maximum (dB SPL) HFA - OSPL ₉₀ (dB SPL) at RTF (dB SPL)	111	124
	106	119
	105	121
 Full on gain (input 50 dB SPL) Maximum (dB) HFA - FOG (dB) at RTF (dB)	47	57
	40	50
	40	52
 Reference test setting (RTS) Frequency range (Hz) Reference test gain (dB) Current drain at RTS (mA) Typical battery life (h) Equivalent input noise at RTS (dB SPL) Total harmonic distortion at 500 Hz/800 Hz/1600 Hz (%)	<100-8500	<100-7300
	29	42
	1.15	1.25
	90	80
	19	18
	1.0/1.0/1.0	1.5/1.0/0.5
	Electromagnetic compatibility	
EMC immunity by ANSI c63.19-2011 EMC, omni	M ₄	M ₄

IEC 60118-o OES coupler technical data

	Standard Receiver (xS)	Power Receiver (xP)
Reference test frequency - IEC 60118-o (kHz)	1.6	1.6
 OSPL ₉₀ Maximum (dB SPL) at RTF (dB SPL)	122	133
	114	130
 Full on gain (input 50 dB SPL) Maximum (dB) at RTF (dB)	58	67
	48	62
 Basic frequency response Frequency range (DIN 45605) (Hz) Reference test gain (dB) Current drain at RTG (mA) Typical battery life (h) Equivalent input noise at RTG (dB SPL) Total harmonic distortion at 500 Hz/800 Hz/1600 Hz (%)	< 100-9500	< 100-6700
	39	55
	1.15	1.2
	90	80
	19	19
	1.0/1.5/1.5	1.5/1.5/1.0
	Electromagnetic compatibility	
EMC immunity by IEC 60118-13, 2011 field strength 90/50/35 V/m, omni. IRIL low/medium/high band (dB SPL)	26/24/25	14/16/19

Legend

— xS receiver
— xP receiver

Test conditions

Battery size: 10; Source: voltage 1.3 V

The measurements obtained with a closed configuration using an HA-1 coupler (ANSI-3.7-1995) or occluded ear simulator (EN 60711, coupling arrangement according to fig. 4 in the test standard). The hearing system set to HANSATON scout test settings. LLE (Low Level Expansion) is applied at an approximate level of 35 dB SPL.

Domes should never be fit on patients with perforated eardrums, exposed middle ear cavities, or surgically altered ear canals. In the case of such a condition, we recommend use of a customized earmold.

Sound pressure level of these hearing aids exceeds 132 dB SPL.

We reserve the right to change specification data without notice as improvements are introduced.