

Standard configuration :

3/5/6 lead ECG, HR, Resp, SpO2, PI, RR(from pleth), NIBP, 2-Temp, Capacitive Touch Screen, Rechargeable Li-ion battery (2.5Ah).

Option :

Drip monitor(DM), 12 lead ECG, Rolling stand, Wall mount, nurse call / defibrillation sync. / analog output, VGA output, Thermal Printer, Rechargeable Li-ion battery (5Ah).
S12 only: 2-IBP, C.O., Mainstream/Microflow EtCO2.

S10/S12

Compact Patient Monitor

Future Healthcare Technology



Guangdong Biolight Meditech Co.,Ltd.

Add: NO.2 Innovation First Road, Technical Innovation Coast, Hi-tech Zone, Zhuhai, P.R. China.

Tel: +86-756-3399935 Fax: +86-756-3399911 E-Mail: overseas@blt.com.cn Postcode: 519085 www.blt.com.cn

S series patient monitor is based on Biolight's 27 years experience in the design and manufacture of world-class and innovative medical devices, inspired by the needs of the hospital. Concise and ergonomic product design with new software architecture and cutting-edge technology, S series monitor changes the way the medical staff work and meets the clinical demands.




Meticulous Design Based On The User

Ergonomic appearance is convenient for the users to operate and observe.
 Portable design with concealed handle
 High efficient capacitive touch screen with HD visual experience
 Operate with gestures, easy and simple
 Integrated full front panel without gaps, easy to clean



Display layout can be changed with simple swipe gestures



Adjust brightness automatically based on ambient light



Fanless design reduces the risk of cross-contamination



Battery life up to 8 hours

Humanized Accessory Storage

Equipped with the accessory box, the medical staff will be more convenient to store and take out the accessories.



Various Mounting Solutions

Wide range of mounting solutions fit for various clinical needs
 By pulling the release bolt, our monitor can be quickly removed from the wall mount or trolley for transport.



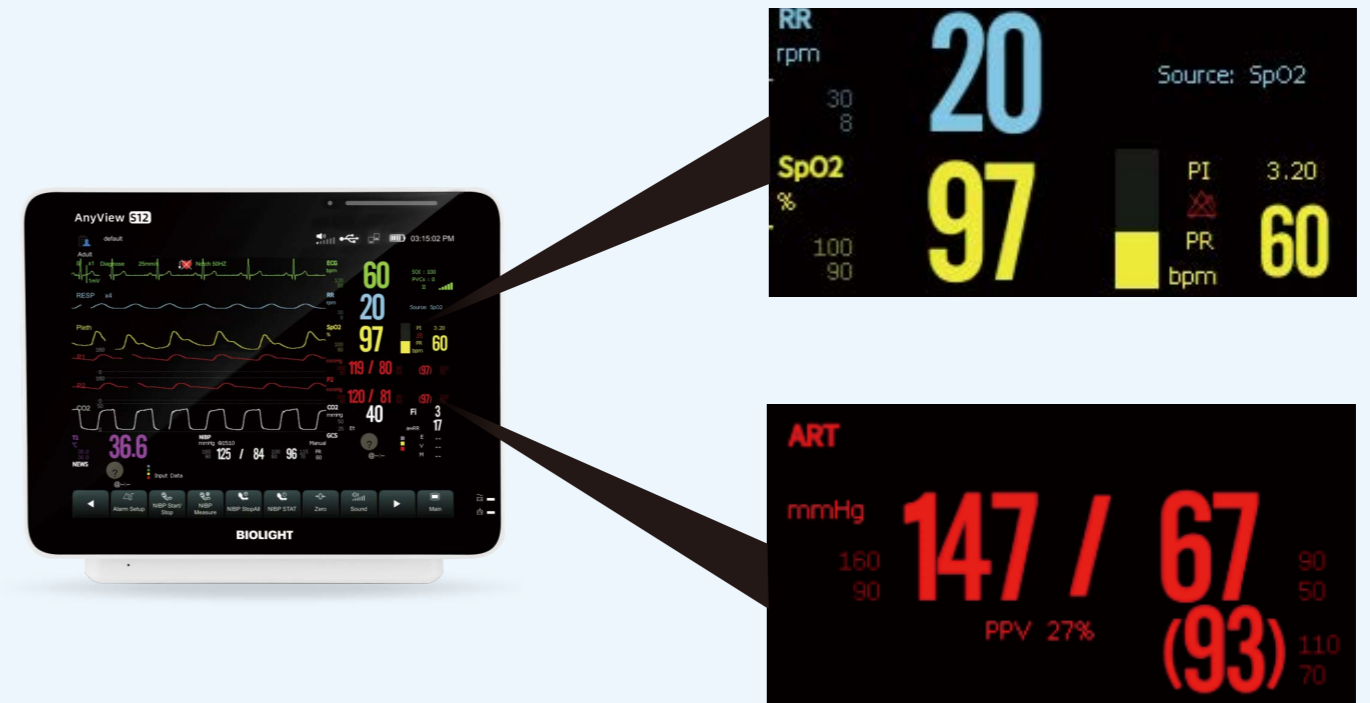
EWS (Early Warning Scoring)

Biolight's EWS in S series monitor is a physiologic scoring system for patient assessment- respiratory rate, heart rate, systolic blood pressure, level-of-consciousness, body temperature, etc. EWS can detect changes in a patient's vital signs, thereby, the rapid response teams can quickly notice and the early intervention can prevent critical events before they happen.



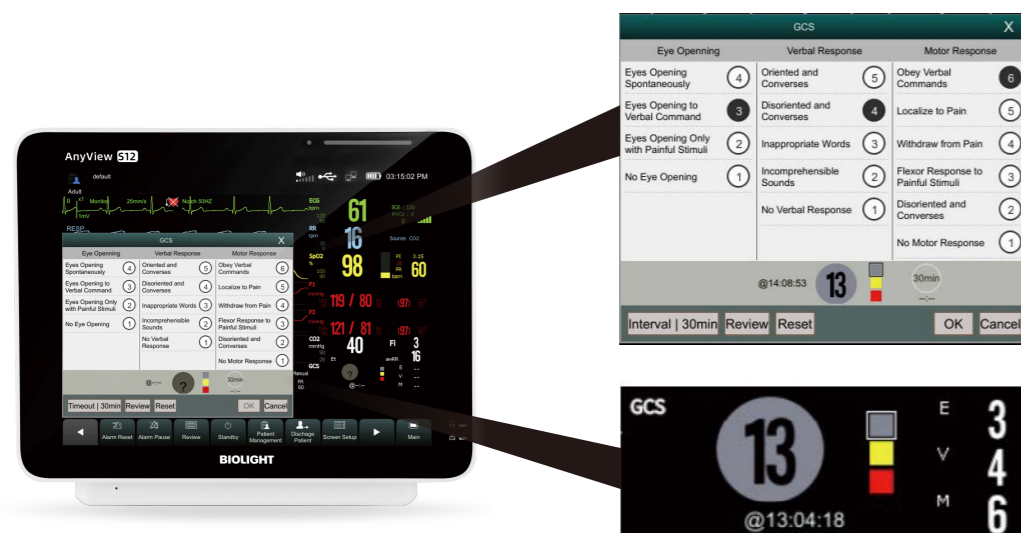
Respiration Rate (from the Pleth)

Pulse oximetry is the most commonly used continuous noninvasive measurement. Now with our innovative algorithm, Biolight's SPO2 technology can provide additional Respiration Rate. It can facilitate early recognition of deteriorating patient conditions leading to fewer rescue interventions. It also can reduce the consumption of disposable accessories, save valuable time for medical staff.



GCS(Glasgow Coma Scale)

GCS is a neurological scale that aims to give a reliable and objective way of recording the state of a person's consciousness for initial as well as subsequent assessment.

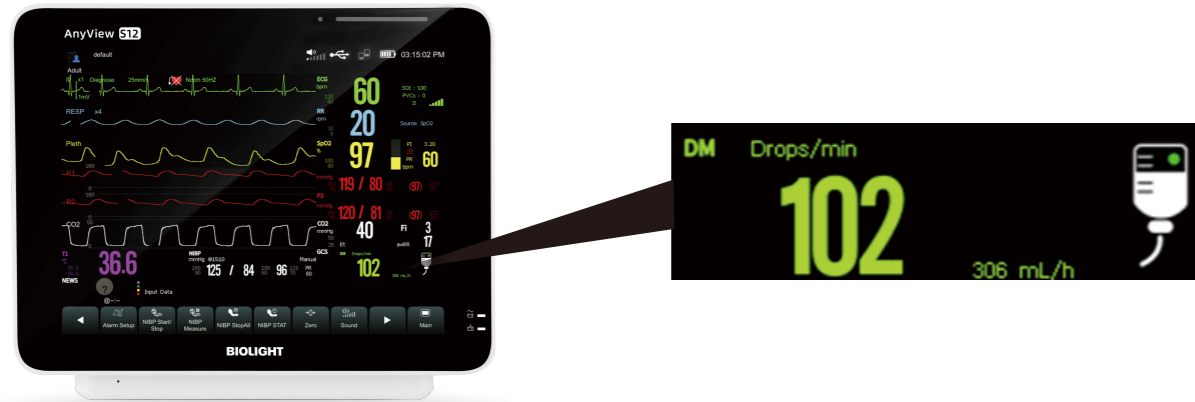


PPV (Pulse Pressure Variation)

PPV is a reflection of cardiopulmonary interactions. As a patient breathes, both spontaneously and with mechanical ventilation, the cardiac output varies. The more the cardiac output varies with respirations, the more likely that patient is to respond to a fluid bolus with an increase in cardiac output. Using this simple principle, clinicians can take advantage of the common arterial line tracing to assess a patient's volume responsiveness.

Drip Monitor

S series integrates the Drip Monitor (DM) module, which can realize the monitoring of infusion drip rate, alarm of infusion completion, and stop infusion functions.



The DM module can monitor the drip rate all the time during the infusion. When the infusion is completed, the module will clamp up the infusion tube in order to avoid the blood reflux.



Intelligent Automatic Speech Recognition

The innovative auto speech recognition module implements voice interaction with the patient monitor. ASR significantly improves the work efficiency of the medical workers, particularly in Operation Room.



IOT (Internet of Things) Cloud Platform

IOT module can automatically upload the device operating information to the clouds through a 2G/4G cellular network. The engineer can get hold of the working condition of the monitors and know the abnormal situation. They can take action before the fault in order to ensure the safety of the patient. It also can remind the engineer that the accessory reaches its expiry date, providing a thorough after-sales service to the customers.

