

Corival rehab

Optimal adjustability and low effort ergonomic bikemounting



Highlights

Reliable and reproducible stress tests

The experience of professionals who calibrate many ergometers showed that the Lode ergometers are the most reliable across the complete workload and rpm range and still within specifications even after many years of intensive use.

High standards

Lode is a socially and environmentally responsible company. All Lode products are RoHS/WEE compliant and Lode is ISO 9001:2015, and ISO 13485:2016 certified. All medical products comply to MDD 93/42/EEC, incl. IEC 60601-1.

Various test modes

Besides the hyperbolic (rpm-independent) mode that is used most of the time, the standard control unit offers several other test modes, like the fixed torque mode and the linear mode. These modes can be used in both manual and terminal mode.

Q-factor equal to road-bike

The Q-factor of the ergometer is equal to the Q-factor of road bikes, creating perfect training circumstances.

Rotatable handlebar with new lever

The new designed lever makes it even easier to adjust the handlebar. The handlebar can be rotated 360 degrees and is constructed in such a way that the test subject can be installed comfortably at every seating height.



Corival rehab

Optimal adjustability and low effort ergonomic bikemounting



The Corival is one of the most popular ergometers worldwide. The low start-up load of 7 Watt is first-class. The Corival has an eddy current electro-magnetic braking mechanism. The biggest advantage of this system is the accuracy which is one of the most important Lode principles. With this ergometer, the stress tests performed are reliable and reproducible. The workload is adjustable in a range of 7 to 1000 watt. The ultralow step-through enables easy access to the ergometer and the latest design guarantees a perfect ergonomic position. Moreover, the noise level is reduced to a minimum.

The Corival rehab is standard supplied with a 7" control unit with touch screen and a bottle holder. Thanks to the built-in network module, the ergometer can be connected to the Lode Cardiac Rehab Manager Software, Lode Rehab Manager or the Lode Ergometry Manager.

A USB A-B cable for service purposes only will be standard delivered with the product. To connect LEM or LCRM you need a special interface cable that can be ordered under part number 930930.

Features



7 inch display

This ergometer is standard supplied with a large 7 inch touch screen display.

**7
watt**

Extreme low start up load

The extreme low start-up load of 7 watts and the adjustability in small steps of 1 watt make this ergometer perfectly suitable for many different applications. The standard control unit shows multiple ergometry parameters and you can determine your specific default setting and start-up menu.



Low noise

Due to accurate manufacturing and the careful choice of materials the product has an extremely low noise level.



Accurate over a long period of time

The Lode ergometers are supplied with an electro-magnetic braking mechanism of Lanooy (eddy current). The biggest advantage of this braking system compared to a friction braking system is the absolute accuracy and the accuracy over time. Moreover, friction braking systems have more wearing parts.



Readout of saddle height

The height of the saddle is stepless adjustable and can be read-out on the saddle shaft



Perfect ergonomic position

Improved ergonomic position according to the latest requirements.



Ultra-low step-through

The lowest possible step-through guarantees easy access to the ergometer for all test subjects: a must for people who are not so mobile!



Hidden connectors

The cables are connected to the ergometer under the ergometer, which means that the test subject or operator cannot bump onto the connector.



LEM compatible

This product can be used with Lode Ergometry Manager (LEM) software to manage data and to apply specific protocols when a Communication card is present



LCRM compatible

This product can be used with Lode Cardiac Rehabilitation Manager software (LCRM)

Lode

FOR LIFE | UNDERSTANDING
MOVEMENT & PERFORMANCE

Corival rehab

Optimal adjustability and low effort ergonomic bikemounting



Interconnectivity between Lode products

Connecting Lode products has never been easier! Lode rehab and sports products have a standard Network card:

- To be able to connect the first product to the PC with L(C)RM a Lode proprietary network to PC cable is needed (#930930). This cable is standard included with Lode Rehab Software.
- From the second product onward products can be connected to the previous one, creating a bus network configuration;
- The last product always needs a termination plug to avoid interference and loss of data. Therefore all products with such a network card come with a termination plug.

Benefits

- Lossless data connection
- High bandwidth
- No interference of COM ports
- Daisy chain connection
- Full access of all data in the product to LCRM




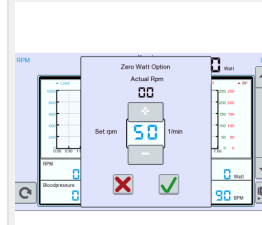
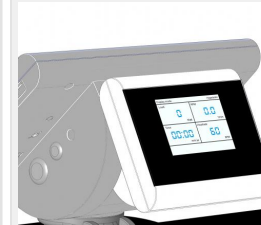







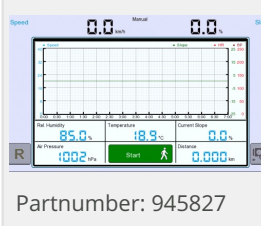




Corival rehab

Optimal adjustability and low effort ergonomic bikemounting



Corival rehab can a.o be extended with the following options:

<p>Pedal shoes pediatric (pair)</p> <p>Pedal shoes for children</p>  <p>Partnumber: 917833</p>	<p>Arm support</p> <p>Arterial line possible</p>  <p>Partnumber: 906814</p>	<p>Communication Module</p> <p>Connect to ECG and spirometers</p>  <p>Partnumber: 945850</p>	<p>0-Watt start-up system</p> <p>Lowest possible startup power</p>  <p>Partnumber: 960805</p>	<p>Colour Display 3.5" - 2nd screen</p> <p>Multifunctionality</p>  <p>Partnumber: 945819</p>
<p>Transportwheel for Corival</p> <p>Easy transportation indoors</p>  <p>Partnumber: 960801</p>	<p>Network module connection cable</p> <p>Easy connection</p>  <p>Partnumber: 930930</p>	<p>SpO2 for control unit with touch panel (bicycle)</p> <p>Saturation and heart rate</p>  <p>Partnumber: 945823</p>	<p>SpO2 for control unit with touch panel - ordered afterwards</p> <p>Ordered afterwards</p>  <p>Partnumber: P945823</p>	<p>Add program function to 7" touch screen for ergometer</p> <p>Easily programmable</p>  <p>Partnumber: U945835</p>
<p>Electric adjustable saddle height</p> <p>Easy and accurate positioning</p>  <p>Partnumber: 960810</p>	<p>Shortened saddle shaft</p> <p>Increase flexibility for smaller people</p>  <p>Partnumber: 960806</p>	<p>Ambient sensor pack</p> <p>Check environmental conditions during test</p>  <p>Partnumber: 945827</p>	<p>Blood Pressure with ECG trigger for bicycle ergometer with ECG trigger</p>  <p>Partnumber: 945828</p>	<p>Saddle extra large</p> <p>Versatile ergometry</p>  <p>Partnumber: 401084</p>

Corival rehab

Optimal adjustability and low effort ergonomic bikemounting



Specifications

Workload

Workload range fixed torque	0,1 - 70 Nm
Minimum load	7 W
Maximum peak load	1000 W
Minimum load increments	1 W
Maximum continuous load	750 W
Hyperbolic workload control	✓
Linear workload control	✓
Fixed torque workload control	✓
Maximum rpm independent constant load	150 rpm
Minimum rpm independent constant load	30 rpm
Optional heart rate controlled workload	✓
Electromagnetic "eddy current" braking system	✓
Dynamic calibration	✓
Power range at maximum rpm (maximum)	1000 W

Accuracy

Workload accuracy below 100 W	3 W
Workload accuracy from 100 to 500 W	3 %
Workload accuracy from 500 to 1000 W	5 %

Comfort

Q-factor	180 mm	
Minimum leg length user	645 mm	25.4 inch
Minimum leg length user (incl. adjustable pedals)	602 mm	23.7 inch
Allowed user weight	180 kg	396.8 lbs
Handlebar adjustment angle	360 °	
Adjustability range seat	300 mm	11.8 inch

User Interface

English user interface	✓	
Chinese user interface	✓	
Croatian user interface	✓	
Czech user interface	✓	
Danish user interface	✓	
Dutch user interface	✓	
Finnish user interface	✓	
French user interface	✓	
German user interface	✓	
Greek user interface	✓	
Hungarian user interface	✓	
Italian user interface	✓	
Japanese user interface	✓	
Korean user interface	✓	
Latvian user interface	✓	
Lithuanian user interface	✓	
Norwegian user interface	✓	
Polish user interface	✓	
Portugese user interface	✓	
Romanian user interface	✓	
Russian user interface	✓	
Spanish user interface	✓	
Swedish user interface	✓	
Turkish user interface	✓	
Ukrainian user interface	✓	
Readout RPM	✓	
Readout Time	✓	
Readout Power	✓	
Set Resistance	✓	
Set P-Slope	✓	
Set Mode	✓	
Screen size (diagonal)	17.78 cm	7 inch
Touchscreen	✓	
Connectivity		
Lode Ergometry Manager	✓	
Lode Ergometry Manager	✓	
LRM	✓	
USB connector	✓	

Corival rehab

Optimal adjustability and low effort ergonomic bikemounting



Dimensions

Screen resolution	800 x 480 pixels	
Product length (cm)	105 cm	41.3 inch
Product width (cm)	58 cm	22.8 inch
Product height	114 cm	44.9 inch
Product weight	65 kg	143.3 lbs
Flywheel weight	2730 gr	

Power requirements

V AC	100 - 240 V	
Phases	1	
Frequency	50/60 Hz	
Power consumption	160 W	
Power cord length	250 cm	98.4 inch
Power cord IEC 60320 C13 with CEE 7/7 plug	✓	
Power cord NEMA	✗	

Standards & Safety

IEC 60601-1:2012	✓
ISO 13485:2016 compliant	✓
ISO 9001:2015 compliant	✓

Certification

CE class Im according to MDD93/42/EEC	✓
CB according to IECEE CB	✓

Order info

Partnumber: 960901

**Specifications are subject to change without notice.*



FOR LIFE | UNDERSTANDING
MOVEMENT & PERFORMANCE

ISO 9001:2016 and ISO 13485:2016

Lode B.V.
Zernikepark 16
9747 AN Groningen
The Netherlands
Tel: +31 50 5712811
Fax: +31 50 5716746
E-mail: ask@lode.nl
Internet: www.lode.nl